

16
Live
Surgeries

Re- Live
Surgeries


BIASS

2023 |

BARCELONA INTERNATIONAL ARTHRO SHOULDER SURGERIES

29 NOVEMBER - 1 DECEMBER

www.biass-barcelona.com



SCIENTIFIC
COMMITTEE
BIASS 2023



R. Barco
SPAIN



B. ElHassan
USA



A. Hachem
SPAIN



J. Sánchez Sotelo
USA

www.biass-barcelona.com

Generalitat de Catalunya
Departament de Salut


S/ Bellvitge
Hospital Universitari

UNIVERSITAT DE
BARCELONA

SCIENTIFIC PROGRAM

INDEX

WELCOME ADDRESS	03
GENERAL INFORMATION	04
FACULTY	06
MODERATORS	07
SURGERY ASSISTANTS	08
LIVE SURGERIES OVERVIEW	09
RE-LIVE SURGERIES OVERVIEW	10
SCIENTIFIC PROGRAM	11
SPONSORS	18



WELCOME ADDRESS

Dear colleagues and friends,

The **Barcelona International Arthro Shoulder Surgery Course** (www.biass-barcelona.com) welcomes you back this year in late autumn. We are pleased to invite you to this fascinating event on reconstructive shoulder surgery.

This fantastic 3-day live surgery course showcases cutting-edge open and arthroscopic techniques, lectures, clinical cases, and lively discussions and will take place from November 29-December 1st, 2023.

This 3-day course will feature 16 shoulder surgeries moderated by some of the most renowned leaders in shoulder surgery. We will have ample time to discuss indications, technical tricks, and results. The lectures and clinical cases are presented by distinguished faculty and open to discussion with the attendees in an amicable atmosphere.

Our meeting will take place in the Hospital of Bellvitge in Barcelona, 15 minutes away from the city center and close to the international airport. Our weather in the late autumn season is still pleasant in the Mediterranean city of Barcelona, with top cultural items to visit, exquisite restaurants to dine in, and beautiful parks to stretch your legs as an add-on to your course.

We can't wait to host you!



R. Barco
SPAIN



B. ElHassan
USA



A. Hachem
SPAIN



J. Sánchez Sotelo
USA

GENERAL INFORMATION

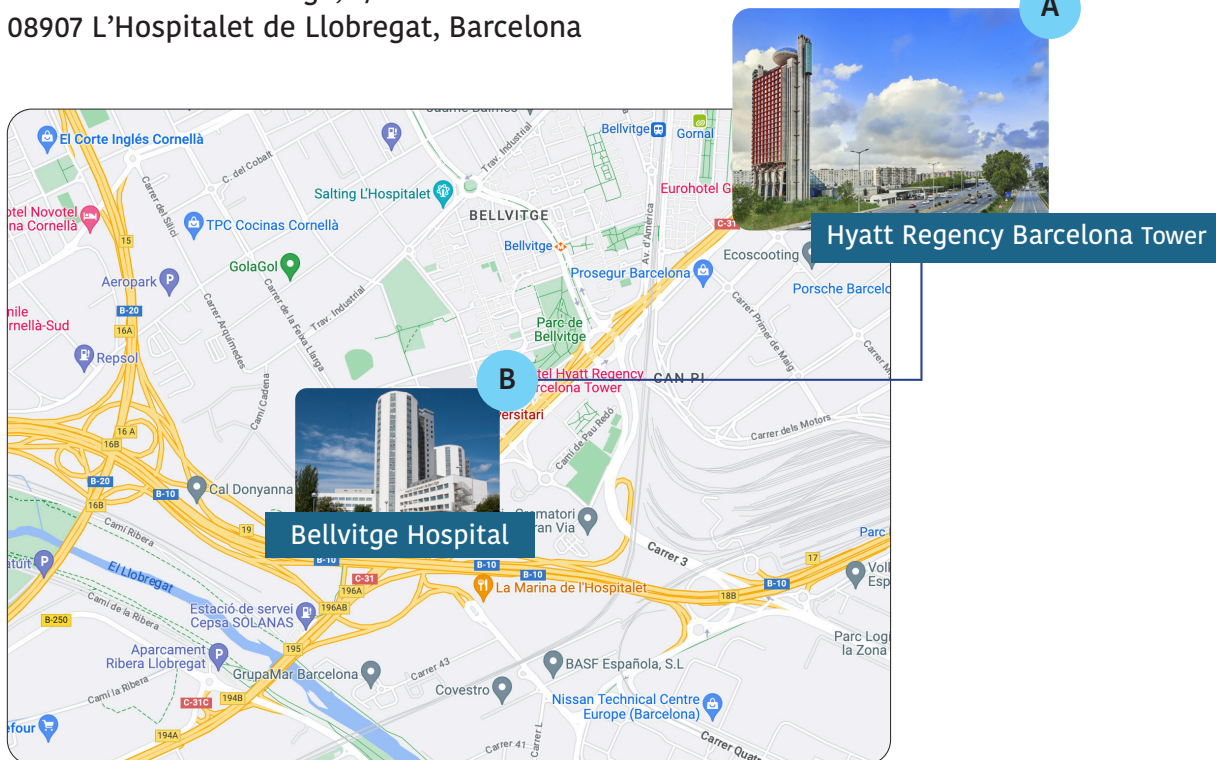
Venue

A Convention Center Hyatt Regency Barcelona Tower

Located in front of Bellvitge Hospital
Avinguda de la Granvia de l'Hospitalet, 144, 08907 Barcelona

B Live surgeries from Bellvitge Hospital

Carrer de la Feixa Llarga, s/n
08907 L'Hospitalet de Llobregat, Barcelona



Technical Secretariat

TORRESPARDO
Association Management

www.torrespardo.com

Lala Ousman
lala@torrespardo.com
+34 932 46 35 66

WITH THE SUPPORT OF



GENERAL INFORMATION

WEBSITE

www.biasm-barcelona.com

REGISTRATION FEES

Before October 30

Specialist: 800€

Member AEA SEHC: 700€

From November 1

Specialist: 900€

Member AEA SEHC: 800€

21% VAT INCLUDED

ECO-FRIENDLY AND PAPERLESS

BIASS Barcelona 2023 is a paperless, sustainable and environmental friendly Event encouraging the use of recyclable material.

SMOKING

BIASS Barcelona 2023 is a non-smoking congress.

ATTENDANCE

BIASS Barcelona usually attracts between 200 and 300 delegates from all over the world.

NAME BADGES

Participants and accompanying persons are obliged to wear the official BIASS name badges on all occasions.

EXHIBITION

Access to the exhibition is free for registered participants. The exhibition will be open during the BIASS hours.

LUNCH AND REFRESHMENTS

Lunches are included in the participants' registration fee.

Coffee, tea will be available in the exhibition area during the breaks.

CERTIFICATE OF ATTENDANCE

Participants will receive a certificate of attendance at the Event.

LIABILITY

By registering for the Event and/or by participating in the exhibition joined to the Congress, participants and exhibitors agree that BIASS, the Organising Committee or the BIASS Secretariat do not assume any responsibility for damage or injuries to persons or property during the Event. Participants and exhibitors are advised to organize their own health, travel and personal insurances.

LETTER OF INVITATION

Upon request, the Chairman of the Local Organising Committee will be pleased to send a personal letter of invitation to registered participants so as to enable participants to obtain visas for attending the Event. These invitation letters cannot be considered as an offer of financial support by the organisers and will only be provided to registered participants once the payment has been received.

FACULTY - LIVE SURGERIES

 R. Barco



 P. Boileau



 E. Calvo



 A. Castagna



 R. Claro



 C. Cobiella



 G. Di Giacomo



 A. Hachem



 B. ElHassan




 J. Kany




 L. Lafosse



 Th. Lafosse



 A. Minuesa




 P. Moroder



 L. Neyton




 M. Provencher



 P. Raiss




 M. Scheibel




 J. Sánchez Sotelo



 Ph. Valenti



 JP. Warner



MODERATORS

F. Marco



M. Flores



S. Antuña



J. Bruguera



A. Calvo



J. Mora



SURGERY ASSISTANTS



 X. Rius
Surgeon Coordinator



G. Álvarez



JE. Aroca



G. Barraza



K. Bascones



R. Ezquerro



J. Matellanes



C. Medina



A. Molina



M. Navarro



M. Pérez España



L. Rojas



R. Rondanelli



J. Pereira



G. Samitier



F. Santana



J. Sarasquete



S. Sastre



P. Terol



J. Turiso



I. Verdalet



LIVE SURGERIES

WEDNESDAY 29 NOVEMBER



1A Peform TSA
L. Lafosse



1B Anterior Bone Block Cerclage
M. Scheibel



2A Univers MGS System - VIP plan RSA
P. Raiss



2B Latarjet Cerclage
E. Calvo



3A Full wedge -Peform RSA
L. Neyton



3B Posterior Bone Block Cerclage
A. Hachem



THURSDAY 30 NOVEMBER



4A BIO- Peform RSA + LD Transfer
P. Boileau



4B Arthroscopic Latisimus Dorsi transfer
for irreparable Subscapularis with
Swivelock Fixation



J. Kany



5A Mixed Reality-Peform RSA
JP. Warner



5B RSA -Perform Revive for Proximal
humeral fracture



J. Sánchez-Sotelo



6A Triple Transfer for Trapezius Palsy
with Suture Tapes Fixation
B. Elhassan



6B Stemless Fx Solutions RSA
R. Barco



FRIDAY 1 DECEMBER



7A Endoscopic Thoracic Outlet
Release
Th. Lafosse



7B Scapulothoracic Fusion for FSHD with
FiberTape Cerclage Fixation
B. ElHassan



8A Revision Infection-Perform Revive
RSA
J. Sánchez-Sotelo



8B Arthroscopic Assisted Lower Trapezius
Transfer with Swivelock Fixation
Ph. Valenti



RE-LIVE SURGERIES



**Biceps smash
cuff augmentation**

A. Minuesa



**Arthroscopic knotless double bundle
inferior glenohumeral ligament
reconstruction for static inferior
shoulder subluxation**

A. Hachem



**Arthroscopic guided Latarjet with
cortical-button fixation**

P. Boileau



**Distal tibia and Talus reconstruction
of Bone defects in the shoulder**

M. Provencher



**Treatments options for static
anteroinferior shoulder instability**



P. Moroder

16
Live
Surgeries


Re- Live
Surgeries

SCIENTIFIC PROGRAM • WEDNESDAY - NOVEMBER 29th


08:00h
BIASS 2023 Presentation

08.15 - 09.15h	<p>ROUND TABLE 1 <i>Moderators: R. Barco, A.Hachem</i></p> 	
	<p>Bankart repair or bone block procedures: What the long-term follow-up shows us <i>E. Calvo</i></p>	
	<p>Bone loss measurements 2.0 <i>P. Moroder</i></p>	
	<p>The subscap. sparing flipped Latarjet: A new concept for anterior shoulder stabilization <i>P. Raiss</i></p>	
09.15 - 10.15h	<p>LIVE SURGERY 1 <i>Moderators: M. Flores, P. Raiss</i></p> 	
	<p>1A-Peform TSA <i>L. Lafosse</i></p> <p><i>Assistant Surgeons: G. Samitier, J. Sarasquete</i></p>	<p>1B Anterior Bone Block Cerclage <i>M. Scheibel</i></p> <p><i>Assistant Surgeons: S. Sastre, I. Verdalet</i></p>


10.45-11.15h - Coffee Break


11.15 - 12.30h	<p>ROUND TABLE 2 <i>Moderators: L. Lafosse, P. Moroder</i></p> 	
	<p>Shoulder tendon transfers: Eight debated misconceptions that could get you there <i>J. Kany</i></p>	
	<p>Evaluation and treatment of structural STAM <i>B. Elhassan</i></p>	
	<p>Retracted subscapularis arthroscopic repair <i>L. Lafosse</i></p>	
<p>Remplissage Knotless Tape Bridge <i>A. Hachem</i></p>		

SCIENTIFIC PROGRAM • WEDNESDAY - NOVEMBER 29th

12.30 - 14.00h	LIVE SURGERY 2 <i>Moderators: A. Calvo, C. Cobiella</i> 	
	2A-Univers MGS System - VIP plan RSA <i>P. Raiss</i> <i>Assistant Surgeons: J. Pereira, R. Rondanelli</i>	2B-Latarjet Cerclage <i>E. Calvo</i> <i>Assistant Surgeons: M. Pérez España, X. Rius</i>



14.00-15.00h - Lunch

15.00 - 16.15h	ROUND TABLE 3 - RE-LIVE SURGERIES <i>Moderators: J. Bruguera, G. Di Giacomo</i> 	
	Biceps smash cuff augmentation <i>A. Minuesa</i>	
	Arthroscopic Guided Latarjet with Cortical-Button Fixation <i>P. Boileau</i>	
	Treatments options for static anteroinferior shoudler instability <i>P. Moroder</i>	
	Failed Latarjet, what to do? <i>M. Provencher</i>	

16.15 - 18.00h	LIVE SURGERY 3 <i>Moderators: M. Provencher, M. Scheibel</i> 	
	3A-Full wedge -RSA- <i>L. Neyton</i> <i>Assistant Surgeons: L. Rojas, F. Santana</i>	3B-Posterior Bone Block Cerclage <i>A. Hachem</i> <i>Assistant Surgeons: G. Álvarez, C. Medina</i>


All Arthroscopic Surgeries will be performed using Arthrex Synergy System


SCIENTIFIC PROGRAM • THURSDAY - NOVEMBER 30th

08.15 - 09.15h	ROUND TABLE 4 <i>Moderators: J. Sánchez-Sotelo, M. Scheibel</i> 	
	Free bone block procedures - past, present and future <i>M. Scheibel</i>	
	Is short stems RSA inevitable? <i>JP. Warner</i>	
	Biological augmentation in rotator cuff management <i>C. Cobiella</i>	
	Arthroscopic Knotless IGHL Reconstruction for Static Inferior Shoulder Subluxation <i>A. Hachem</i>	
09.15 - 10.45h	LIVE SURGERY 4 <i>Moderators: B. El Hassan, F. Marco</i> 	
	4A-BIO- Peform RSA + LD Transfer <i>P. Boileau</i> <i>Assistant Surgeons:</i> <i>R. Rondanelli, F. Santana</i>	4B-Arthroscopic Latisimus Dorsi transfer for irreparable Subscapularis with Swivelock Fixation <i>J. Kany</i> <i>Assistant Surgeons:</i> <i>J. Sarasquete, P. Terol</i>

10.45-11.15h - Coffee Break


SCIENTIFIC PROGRAM • THURSDAY - NOVEMBER 30th

11.15 - 12.30h	ROUND TABLE 5 <i>Moderators: P. Boileau, B. Elhassan</i> 	
	What did we learn from short stems <i>L. Neyton</i>	
	Understanding biology and biomechanics in reverse shoulder arthroplasty <i>G. Di Giacomo</i>	
	Optimizing internal and external rotation. What do experts think? <i>JP. Warner</i>	
	The critical role of posture when planning an RTSA <i>P. Moroder</i>	



12.30 - 14.00h	LIVE SURGERY 5 <i>Moderators: S. Antuña, P. Boilaeu</i> 	
	5A-Mixed Reality-Perform-RSA <i>JP. Warner</i> <i>Assistant Surgeons:</i> <i>M. Navarro, M. Pérez España</i>	5B-RSA - Perform Revive for Proximal humeral fracture <i>J. Sánchez-Sotelo</i> <i>Assistant Surgeons:</i> <i>K. Bascones, X. Rius</i>

14.00-15.00h - Lunch

SCIENTIFIC PROGRAM • THURSDAY - NOVEMBER 30th


15.00 - 16.15h	ROUND TABLE 6 <i>Moderators: J. Kany, S. Antuña</i>	
	Distal tibia and Talus reconstruction of Bone defects in the shoulder <i>M. Provencher</i>	
	Influence of RSA systems on muscle tensioning in planning <i>Th. Lafosse</i>	
	SLAP lesion revisited <i>A. Castagna</i>	
	Shoulder arthroplasty in young patients: how to obtain long term results <i>R. Claro</i>	
16.15 - 17.45h	LIVE SURGERY 6 <i>Moderators: A. Castagna, M. Provencher</i> 	
	6A-Triple Transfer for Trapezius Palsy with Suture Tapes Fixation <i>B. ElHassan</i> <i>Assistant Surgeons:</i> <i>K. Bascones, A. Molina</i>	6B-Stemless Fx Solutions RSA <i>R. Barco</i> <i>Assistant Surgeons:</i> <i>G. Barraza, R. Ezquerro</i>


SCIENTIFIC PROGRAM • FRIDAY - DECEMBER 1st

08.15 - 09.15h	ROUND TABLE 7 <i>Moderators: A. Castagna, M. Provencher</i> 	
	Primary reverse shoulder arthroplasty: what is the ideal implant configuration in 2023 <i>J. Sánchez-Sotelo</i>	
	RSA + L'Episcopo Transfer: Biomechanical and EMG results <i>J. Mora</i>	
	Bankart + Remplissage with 5 years follow up: Indications today <i>Ph. Valenti</i>	
	Latarjet fixed with suture-button: Results <i>P. Boileau</i>	
09.15 - 10.45h	LIVE SURGERY 7 <i>Moderators: L. Lafosse, Ph. Valenti</i> 	
	7A-Endoscopic Thoracic Outlet Release <i>Th. Lafosse</i> <i>Assistant Surgeons: G. Barraza, L. Rojas</i>	7B-Scapulothoracic Fusion for FSHD with FiberTape Cerclage Fixation <i>B. ElHassan</i> <i>Assistant Surgeons: M. Navarro, J. Turiso</i>


10.45-11.15h - Coffee Break

SCIENTIFIC PROGRAM • FRIDAY - DECEMBER 1st

11.15 - 12.30h	ROUND TABLE 8 <i>Moderators: P. Boileau, JP. Warner</i> 	
	First-time instability of the shoulder – where are we? <i>M. Provencher</i>	
	Full arthroscopic versus arthroscopic assisted LD transfer: A matched cohort study <i>J. Kany</i>	
	Live evaluation of functional STAM (30') <i>B. Elhassan</i>	

12.30 - 14.00h	LIVE SURGERY 8 <i>Moderators: J. Kany, F. Marco</i> 	
	8A-Revision Infection - Perform Revive RSA <i>J. Sánchez-Sotelo</i> <i>Assistant Surgeons: G. Álvarez, E. Aroca</i>	8B-Arthroscopic Assisted Lower Trapezius Transfer with Swivelock Fixation <i>Ph. Valenti</i> <i>Assistant Surgeons: J. Matellanes, R. Rondanelli</i>

14.00-15.00h - Lunch

15.00 - 16.30h	ROUND TABLE 9 <i>Moderators: R. Barco, A. Hachem</i> 	
	Neurological impairments around reverse arthroplasty <i>Th. Lafosse</i>	
	Anatomical Glenoid Placement. Are the rules golden or silver? <i>JP. Warner</i>	
	Stemless RSA indications and technique <i>A. Castagna</i>	
Surgical management of humeral bone loss in revision shoulder arthroplasty <i>J. Sanchez Sotelo</i>		

SPONSORS

PLATINUM



GOLD



SILVER



BRONZE

